



PRIME FIRE

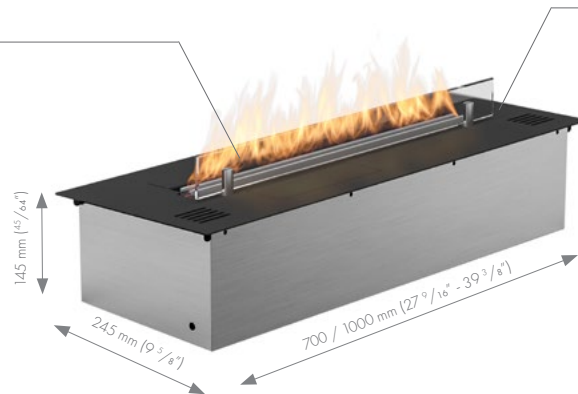
BEV Technology® (Burning Ethanol Vapours)

PROTECTIVE GLASS

TOP FINISH

Black powder coating

OPTIONAL CONTROL



2 flame heights



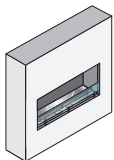
No chimney



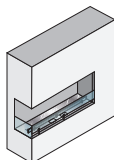
Automatic refueling

PRIME FIRE

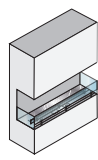
	700 mm 27 5/8"	1000 mm 39 3/8"
	1.9 - 3.1 kW / 6 839 - 10 648 BTU/h	3.7 - 5.6 kW / 12 778 - 19 167 BTU/h
	2.0 L / [US] 0.5 gal / [UK] 0.4 gal	3.5 L / [US] 0.9 gal / [UK] 0.8 gal
	4.0 - 6.5 h	4.0 - 6.0 h
	min. 31 m ³ / 1095 ft ³	min. 56 m ³ / 1978 ft ³
	12.0 kg / 26.5 lbs	approx. 18.2 kg / 40.1 lbs
	230 V / [US] 115 V	



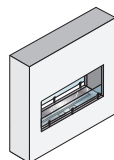
FRONT



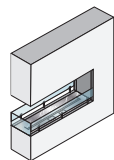
LEFT FRONT / RIGHT FRONT



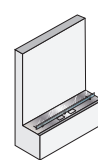
LEFT FRONT RIGHT



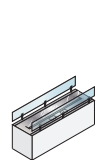
TUNNEL



ROOM DIVIDER



BY WALL



ISLAND